

Epidemiology Matters Errata

Chapter 2

- On page 13 figure 2.4 the number that left the populations says $N=5$, but it should be $N=15$ (that's how many little figures there are and $100+28-15=113$.)





Chapter 6

- The chapter begins with the words "Step 3". It should read "Step 4".

Chapter 9

- There were a few numbers in Figure 4 of chapter 9 that are incorrect. The numbers below in **bold** and **red** reflect the correct numbers.

Figure 4. Association between smoking and esophageal cancer

	Health indicator present	Health indicator absent	Total
Exposed (Dots)	 $210 + 70 = 280$	 $100 + 200 = 300$	580
Unexposed (Dots)	 $10 + 10 = 20$	 $50 + 150 = 200$	220
Total	300	500	900

- Also note in the text that describes figure 4 of chapter 9 of page 126, the total number without dots should be 220 and not 320 and the probability of cancer among the non-smokers should be 9.1% and not 6.3%. The sentences in bold below reflect the corrections.

The total number with dots is 580 (310 of the heavy drinkers and 270 of the non-heavy drinkers). Among these 580, 280 have esophageal cancer, yielding a conditional probability of cancer among the smokers of 48.3%. **The total number without dots is 220. Among these, 20 have cancer, yielding a conditional probability of cancer among the non-smokers of 9.1%.**